

NEXUS

24V Dimmer + Driver Switch

Input Voltage: 120V

Output Voltage: 24V

Type

Project

Catalog No.

Notes

PRODUCT DESCRIPTION

NEXUS simplifies LED array lighting systems by combining an in-wall LED dimmer switch and power supply into a single integrated unit. NEXUS mounts in a standard in-wall switch box, accepts 120VAC and converts to 24V.

FEATURES

- LED Driver + In-Wall Dimmer Switch in one unit
- Simplifies LED installation by eliminating compatibility issues between driver and dimmer.
- Fits in a standard recessed electrical box.
- 100% - 5% Smooth dimming
- No minimum load
- Single pole preset dimmer with on / off switch
- Adjustable voltage output dial to address voltage drop
- Includes voltage barrier partition to install high and low voltage circuit in same switchbox
- No derating required when ganging units
- Power failure memory: If power is interrupted, NEXUS will return to setting prior to interruption.
- Optional NATL-SWEX/3FP Face Plate Kit: Glossy light almond, glossy dark brown and glossy black field changeable face plates sold separately. (Decora trim plates not included)

ELECTRICAL

Input Voltage: 120VAC, 50/60Hz

Output Voltage: 24V

Power Factor: >0.9 @ 120VAC 60Hz max load

Total Harmonic Distortion (THD): ≤20% @ 120VAC 60Hz max load. Tested to comply in accordance with IEC 61000-3-2

Stand-by Power: ≤0.5W

Efficiency: >91% @ 120VAC max load

In-Rush Current: Meets NEMA-410 requirement at any nominal input full sine wave voltage and maximum load at 25°C

Leakage Current: <500 μA @ 120VAC

Surge Transient: Tested to meet transient defined in IEC 6100-4-4; level 3 & IEC 6100-4-5, level 3

Dimming: Output voltage is adjustable via sliding lever Voltage Adjustment Dial: Increases output +1V to compensate for voltage drop from control to luminaire

Startup Time: The main supply output voltages remain within the regulation limit of +/- 3%

Protections: Short circuit, thermal runaway, and over voltage

Output Ripple Current: ≤20% of the rated output current @ 120VAC max load.

COMPATIBLE FIXTURES

NEXUS is compatible with 24V systems

NULB Series Silk SBC Lightbar

NUTP1 Series Standard Tape Light

NUTP7 Series Standard Tape Light

NUTP9 Series Side-Lit Tape Light

NUTP5 Series Hy-Brite Tape Light

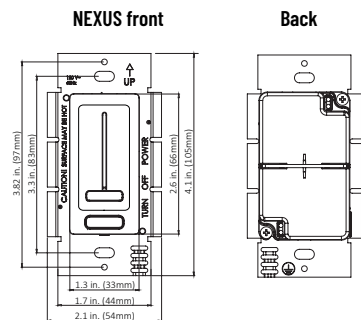

NUTP8 Series High Output Tape Light

LABELS AND LISTINGS

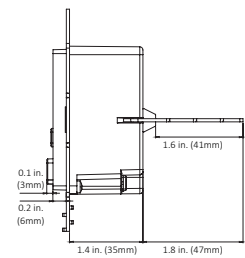
- cULus Listed (US & Canada) Low Voltage, Wall Recessed Power Units. #E472619
- FCC Approved. Complies with the limits for a Class B digital device, pursuant to Part 15 of the FCC Rules
- RoHS Certified
- CE Certified
- Conforms to NEC Code 725.136 (See Mechanical Diagram): Class 1 and Class 2 circuit in same enclosure must be separated by a barrier (partition) unless Class 2 circuit conductors are installed in accordance with 725.41 Class 1 Circuits.
- 5-year limited warranty from the date of shipment. This warranty does not include the additional accessories referenced in this specification sheet. Complete warranty details are available at www.NoraLighting.com



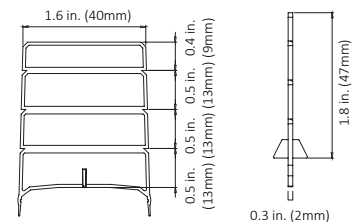
PRODUCT IMAGES & DIMENSIONS



Side w/ Voltage Barrier



Voltage Barrier



NEXUS - 24V 100W Dimmer + Driver Switch

Catalog No.

NATL-SWEX60/24A = 24V 60W Dimmer + Driver Switch, White finish

NATL-SWEX100/24A = 24V 100W Dimmer + Driver Switch, White finish

NATL-SWEX/3FP = Face plate kit, includes glossy light almond, glossy brown and glossy black

Example: **NATL-SWEX100/24A** = 24V 100W Dimmer + Driver Switch, White finish