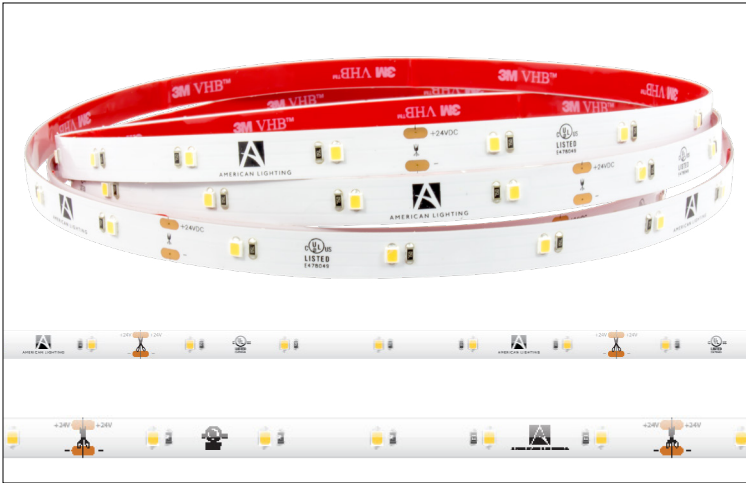


PROJECT: _____ TYPE: _____

LOCATION: _____ CAT: _____



Description

Economical and versatile tape light with light output ranging from 100-155 lumens and run lengths up to 32.8ft

Features

- Unjacketed (IP54) or Jacketed (IP65) rating options
- Linking accessories, controllers, receivers, power supplies, and extrusions are available for Trulux tape light (sold separately)
- Suitable for use in closets when used in an enclosed extrusion based on NFPA 70, NEC section 410.16 (A)(3) and 410.16 (C)(5)

Mounting

Surface mount via attached 3M adhesive tape, mounting clips, or aluminum extrusions (sold separately)

Applications

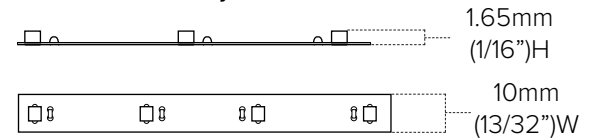
Task or accent lighting, edge lighting, cabinetry, shelving, coves, staircases, toe kicks, railings, display cases

Technical Information

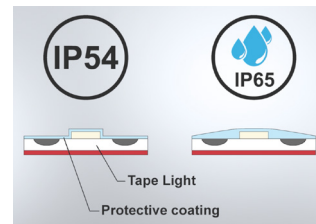
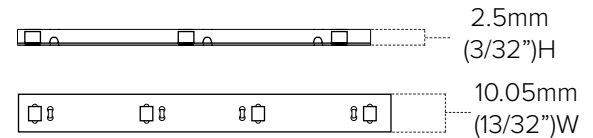


IP Rating	IP54					IP65			
Voltage	12V DC	24V DC				24V DC			
CCT	3000K	2400K	2700K	3000K	4000K	2400K	2700K	3000K	4000K
CRI	94+								
Wattage	2.7W/ft					2.7W/ft			
Lumens	146Lm/ft	140Lm/ft	146Lm/ft	150Lm/ft	155Lm/ft	100Lm/ft	105Lm/ft	115Lm/ft	125Lm/ft
Max Run	27ft	32.8ft				32.8ft			
Cutting	3.94"	6.56"				6.56"			
Dimming	Trulux controllers or most low-voltage electronic dimmers / ELV Drivers								
LED	LEDs spaced every 1.30"					LEDs spaced every 1.30"			
Beam	120°								
Operating Temp	5°C (41°F) to 70°C (158°F)								
Ambient Temp	-20°C (-4°F) to 40°C (104°F)								
Rating	cULus Listed, dry location, JA8					cULus Listed, damp location, JA8			
Rated Life	50,000 Hours					50,000 Hours			

Dimensions: IP54 Unjacketed STL

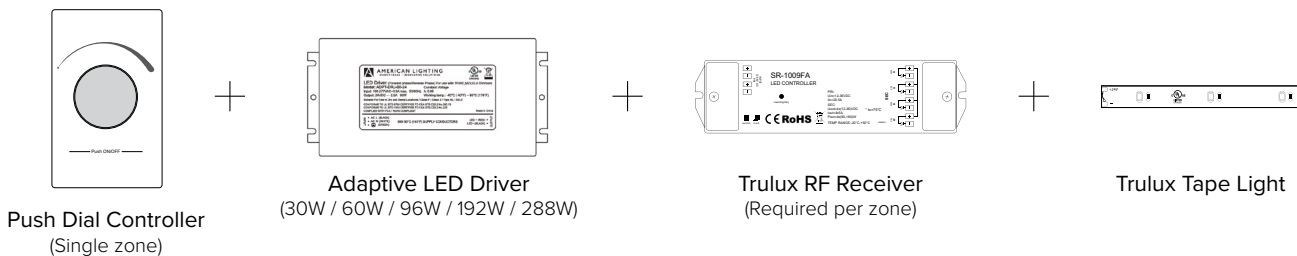


Dimensions: IP65 Jacketed STL

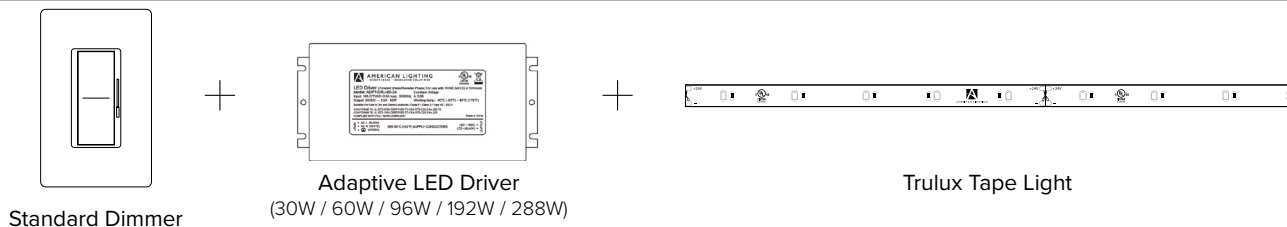


When using standard snap connectors, it is recommended to scrape off the coating from each conductor to ensure a proper connection. When using heavy duty snap connectors, this is only necessary for IP65 and IP68 types.





Trulux Controller Set-up



Primary Side Dimming Set-up



Trulux Single Color Control Options

Image	Part Number	Description
Trulux Controllers		
	SRF-BATT	Trulux Single Color Radio Frequency Control; Push Dial Wall Mount; Single zone; Battery operated (CR2032 included); Requires the use of a Trulux Radio Frequency receiver
	SRF-4Z-3P	Trulux Single Color Radio Frequency Control; Touch Slider Wall Mount; 1-4 zones; 12V/24V DC input; Requires the use of a Trulux Radio Frequency receiver
	Trulux App	Trulux Mobile Application; Mobile Phone or Tablet ready, interactive dial controls; Available on Google Play or the App Store; Requires the TruHub (RF-WiFi-8) router and receivers (REC-5A-4Z) for 2-8 zones or the RF + WiFi receiver (REC-5A-4Z-WiFi) for single zone applications
Trulux Receivers		
	REC-5A-4Z	Trulux Radio Frequency Receiver; Sync multiple receivers to a single control; 4 x (60-180W) 5A per channel; 12V/24V DC input; For use with Trulux Radio Frequency control or Trulux TruHub plus Trulux App
	REC-5A-4Z-WIFI	Trulux Radio Frequency + WiFi Receiver; Sync multiple receivers to a single control; 4 x (60-180W) 5A per channel; 12V/24V DC input; For use with Trulux Radio Frequency Control or Trulux App
	WIFI-RF-8	TruHub WiFi Hub Control; converts WiFi to RF for 2-8 zones; For use with REC-5A-4Z and Trulux App

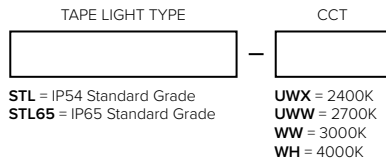
Recommended Power Supplies

Part Number	Description	Application	Primary / Secondary	Total Wattage	Listing	Dimensions
For Trulux Controlled Systems						
LED-DR30-12	Constant voltage hardwire driver	Dry location	100-240 AC / 12V DC	30W	cURus	6-1/2"x1-3/4"x1-3/16"
LED-DR60-12	Constant voltage hardwire driver	Dry/Damp location	100-240 AC / 12V DC	60W	cURus	7-13/16"x1-3/4"x1-5/8"
LED-DR100-12	Constant voltage hardwire driver	Dry/Wet location	100-240 AC / 12V DC	100W	cURus	7-5/8"x2-1/8"x1-1/2"
LED-DR150-12	Constant voltage hardwire driver	Dry/Wet location	100-240 AC / 12V DC	150W	cURus	9"x2-5/8"x1-1/2"
LED-DR30-24	Constant voltage hardwire driver	Dry location	100-240 AC / 24V DC	30W	cURus	6-1/2"x1-3/4"x1-3/16"
LED-DR60-24	Constant voltage hardwire driver	Dry/Damp location	100-240 AC / 24V DC	60W	cURus	7-13/16"x1-3/4"x1-5/8"
LED-DR100-24	Constant voltage hardwire driver	Dry/Wet location	100-240 AC / 24V DC	100W	cURus	7-5/8"x2-1/8"x1-1/2"
LED-DR150-24	Constant voltage hardwire driver	Dry/Wet location	100-240 AC / 24V DC	150W	cURus	9"x2-5/8"x1-1/2"
For Non-Trulux Controlled Systems						
ELV-30-12	Constant voltage hardwire driver	Dry location	100-130V AC / 12V DC	30W	cETLus	7-1/16"x2-3/8"x1-3/8"
ELV-45-12	Constant voltage hardwire driver	Dry location	100-130V AC / 12V DC	45W	cETLus	7-1/16"x2-3/8"x1-3/8"
ELV-60J-12	Constant voltage hardwire driver	Wet location	100-130V AC / 12V DC	60W	cETLus	13-3/4"x3-1/16"x2-5/16"
ELV-80J-12	Constant voltage hardwire driver	Wet location	100-130V AC / 12V DC	80W	cETLus	13-3/4"x3-1/16"x2-5/16"
ELV-30-24	Constant voltage hardwire driver	Dry location	100-130V AC / 24V DC	30W	cETLus	7-1/16"x2-3/8"x1-3/8"
ELV-45-24	Constant voltage hardwire driver	Dry location	100-130V AC / 24V DC	45W	cETLus	7-1/16"x2-3/8"x1-3/8"
ELV-60J-24	Constant voltage hardwire driver	Wet location	100-130V AC / 24V DC	60W	cETLus	13-3/4"x3-1/16"x2-5/16"
ELV-80J-24	Constant voltage hardwire driver	Wet location	100-130V AC / 24V DC	80W	cETLus	13-3/4"x3-1/16"x2-5/16"

ELV Drivers require 60% minimum load in dimming applications

Ordering Information

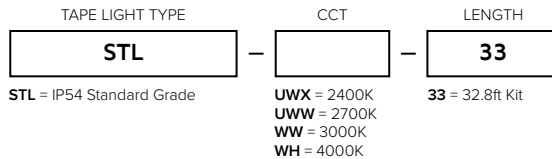
24V 16.4ft Reels STL Series



STL (IP54) 16.4ft or 32.8ft Reels include:

- Attached 3ft lead wire
- (3) TL-CONKIT power connector kits
- (3) TruLink IP54 connector blocks

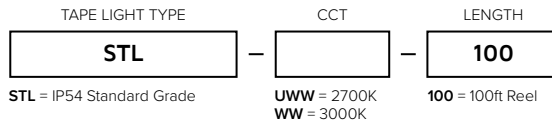
24V 32.8ft Reels STL Series



STL65 (IP65) 16.4ft Reels include:

- (3) TL-CONKIT power connector kits
- (1) Male IP65 power connector
- (1) Female IP65 power connector

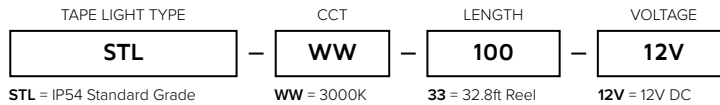
24V 100ft Reels STL Series



STL (IP54) 100ft Reels include:

- (5) TL-CONKIT power connector kits
- (5) TruLink connector blocks

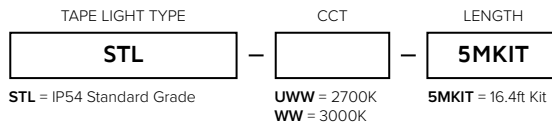
12V 100ft Reels STL Series



STL (IP54) 16.4ft Kits include:

- (1) - 24V 2A Plug-in Driver (16.4ft max run)
- (1) - Handheld Remote with In-Line RF Receiver
- (1) - Power Supply Connection
- (1) - 15ft Spool of 22AWG Wire
- (1) - 16.4ft (5M) Standard Grade Tape Light
- (3) - Tape-to-Tape Snap Connectors
- (6) - Tape-to-Wire Snap Connectors

24V 16.4ft Kits STL Series



Example Part # **STL-UWX**



Trulux Standard Grade is also available in Custom Cut (special order) lengths.

Connection Accessories

Image	Part Number	Description
	TL-CONKIT	TruLink 4-in-1 block connector kit with 36" lead wire (2pin, 18AWG wire); For dry, indoor location use only
	TL-BLKS	TruLink 4-in-1 block connector (2pin) (Bag of 10); For dry, indoor location use only
	TL-2PWR-HD	IP54 Power feed "Heavy Duty" snap connector to bare wires (2pin, 20AWG wire); For dry, indoor location use only
	TL-2JUMP6-HD	6" IP54 Tape-to-tape "Heavy Duty" snap jumper (2pin, 20AWG wire); For dry, indoor location use only
	TL-2JUMP24-HD	24" IP54 Tape-to-tape "Heavy Duty" snap jumper (2pin, 20AWG wire); For dry, indoor location use only
	TL-2SPL-HD	IP54 In-line splice "Heavy Duty" snap connector (2pin); For dry, indoor location use only
	TL-2JUMP65-.5	6" IP65 Power-to-power jumper (2pin) - for IP65 tape
	TL-2JUMP65-1	12" IP65 Power-to-power jumper (2pin) - for IP65 tape
	TL-2JUMP65-2	24" IP65 Power-to-power jumper (2pin) - for IP65 tape
	TL-ENDS65-10	End Caps (Bag of 10) - For IP65 or IP68 tape
	TL-CLIPS-15	Mounting clips (Bag of 15) - For IP65 or IP68 tape